





# Fiscal Year 2011 MSU Billings Budget

*Liz Tooley*  
*University Budget Director*




## The Purpose of the Budget

- To allocate scarce resources to accomplish the University's mission
- For use as a planning tool
- To provide fiscal boundaries
- To provide accountability and stewardship of the resources entrusted to the University




***A closer look:  
All Funds***



## **FY 2011 Current Unrestricted Fund Expenditures Budget \$39,574,131**

- Also referred to as the General Funds Operating budget or the State Appropriated budget
- Used to record revenue and expenditures associated with the university's primary mission
- Revenue sources: State appropriations, millage, tuition, and interest, OCHE One Time Only (OTO) allocations
- Expenditures are recorded by program in accordance with NACUBO guidelines
- Budget Authority for a Fiscal Year
- Indexes: 61XXXX



## **FY 2011 Restricted Fund**

### **Expenditures Budget \$13,766,800**

- Funds received and restricted for purposes specified by external sources
- Federal, State, and private grants and contracts (example: Upward Bound, SOS, COT Perkins Grant, WIRED, MT BILT, INBRE, Montana Center Grants & Contracts, CPSLL HUB Grant, etc.)
- Federal, State, and private student financial assistance in the form of grants and scholarships (example: Pell grants)
- Indexes: 62XXXX



## **FY 2011 Designated Fund Expenditures Budget \$9,815,000**

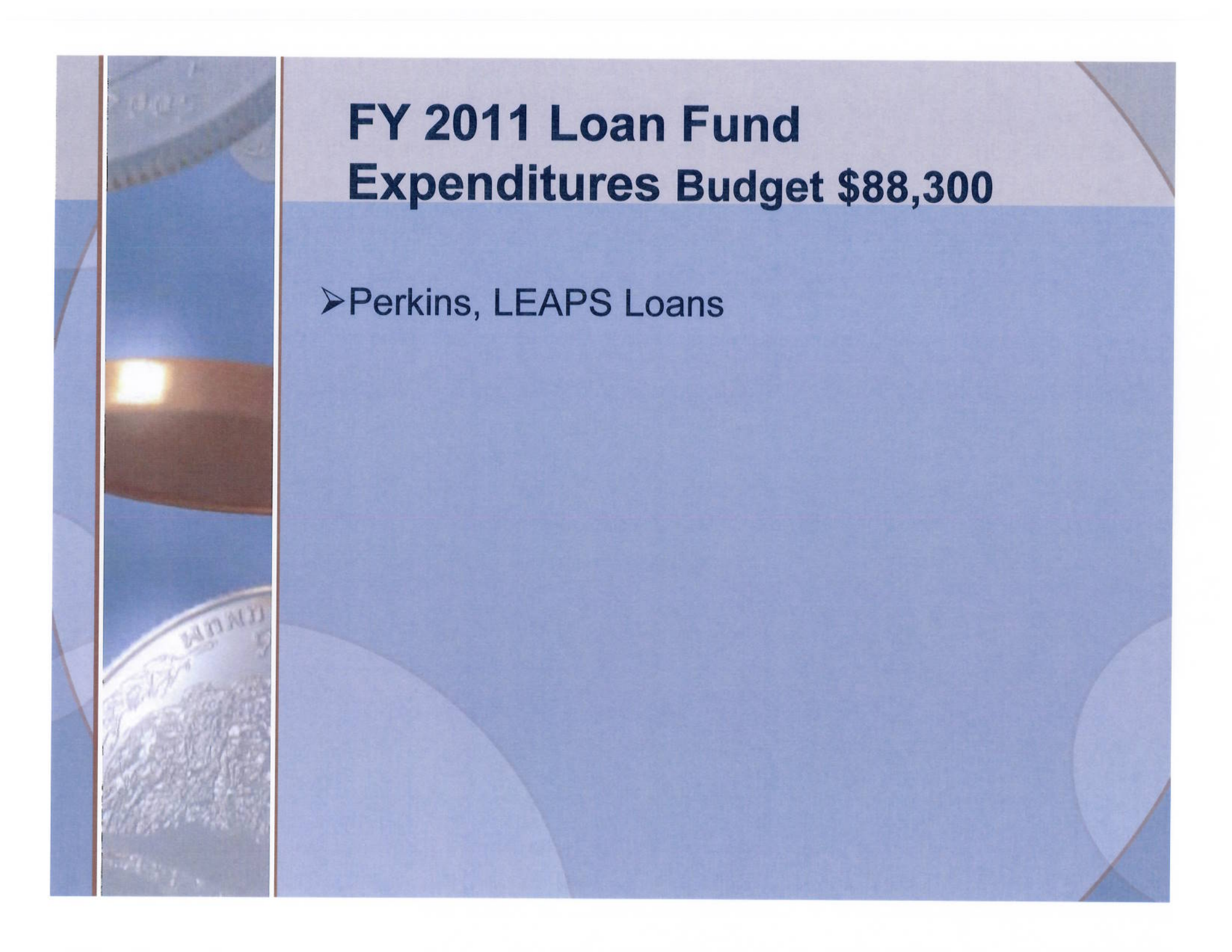
- Financial activity associated with general operations
- Includes internal service centers which accumulate costs to recharge to other funds (IT, copy center, print shop, phones, maintenance, etc)
- Includes self support or specialized activities which collect a fee (resale, course fee, continuing education tuition)
- Fund Balance carries over
- Indexes: 63XXXX



# **FY 2011 Auxiliary Fund**

## **Expenditures Budget \$9,569,000**

- Funds dedicated to on-campus services to students, faculty, or staff for a fee
- Fees may be applied to all students (Student Union Fee, Health Service Fee) or charged in exchange for goods and services (Bookstore)
- Examples: residence halls, food services, bookstore, health services, rental housing, parking
- Excess revenue is generally pledged for repayment of revenue bonds
- Fund Balance carries over
- Indexes: 64XXXX



# **FY 2011 Loan Fund Expenditures Budget \$88,300**


➤ Perkins, LEAPS Loans



# FY 2011 Plant Funds

## Expenditures Budget \$5,514,000

- Used for the acquisition of long term assets (construction)
- Record costs associated with the renewal or replacement of campus properties (Computer fee, equipment fee)
- Account for debt service payments (loans and bonds)
- Accumulate the historical costs of long-lived assets
- Fund Balance carries over
- Indexes: 67XXXX, 68XXXX, 69XXXX

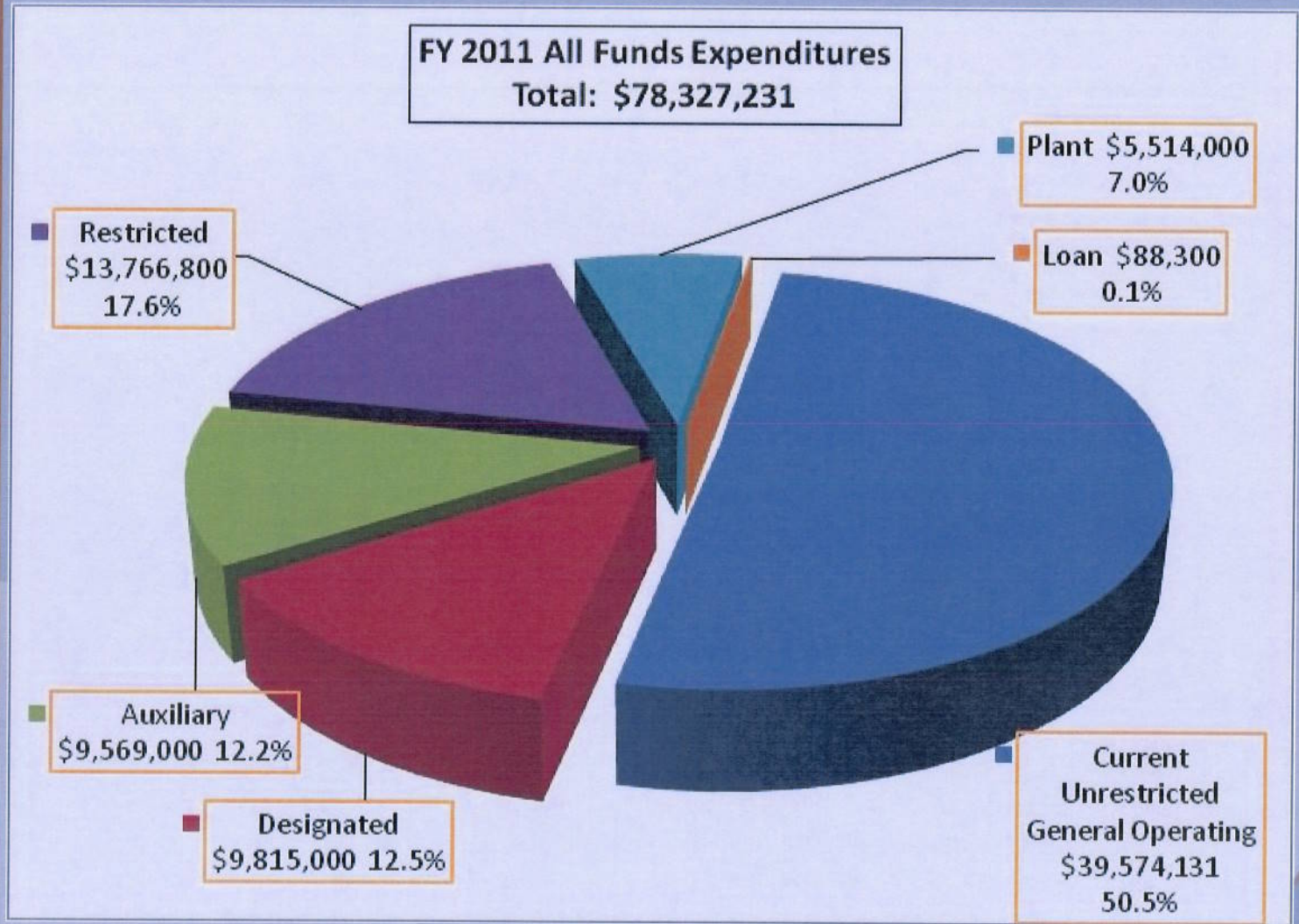


***A closer look:  
All Funds Expenditure  
Budget***

# Fiscal Year 2011 All Funds Expenditure Budget

Current Unrestricted General Operating	\$	39,574,131	50.5%
Designated	\$	9,815,000	12.5%
Auxiliary	\$	9,569,000	12.2%
Restricted	\$	13,766,800	17.6%
Plant	\$	5,514,000	7.0%
Loan	\$	88,300	0.1%
<hr/>			
Total	\$	78,327,231	100.0%

# Fiscal Year 2011 All Funds Expenditures Budget





***A closer look:***

***Current Unrestricted Fund  
Revenue***



## Current Unrestricted Revenue Sources

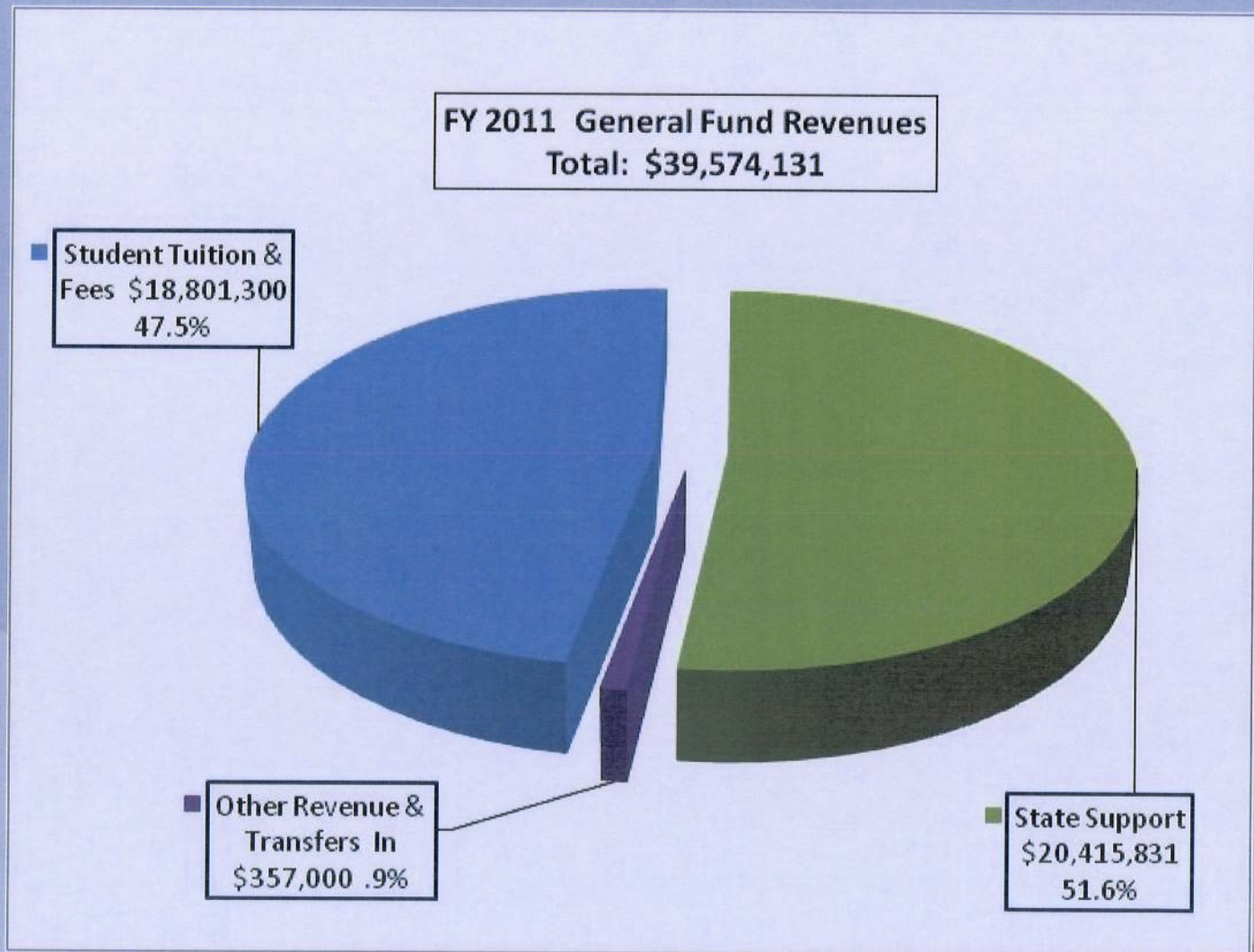
- **State General Fund** – Individual income taxes, corporation tax, coal and oil severance taxes and other taxes
- **Federal Stimulus ARRA Funds (FY10 & 11)**
- **Millage** – Property tax appropriated to MUS
- **Tuition and Fees**– Students share of the cost of their education – budgeted based on annualized Student FTE
- **Interest Earnings and Other** – Interest earned on general operating funds; Federal Title IV administrative fees and miscellaneous fees and fines
- **OCHE One Time Only (OTO) allocations**

## FY 2011 General Operating Fund Revenues

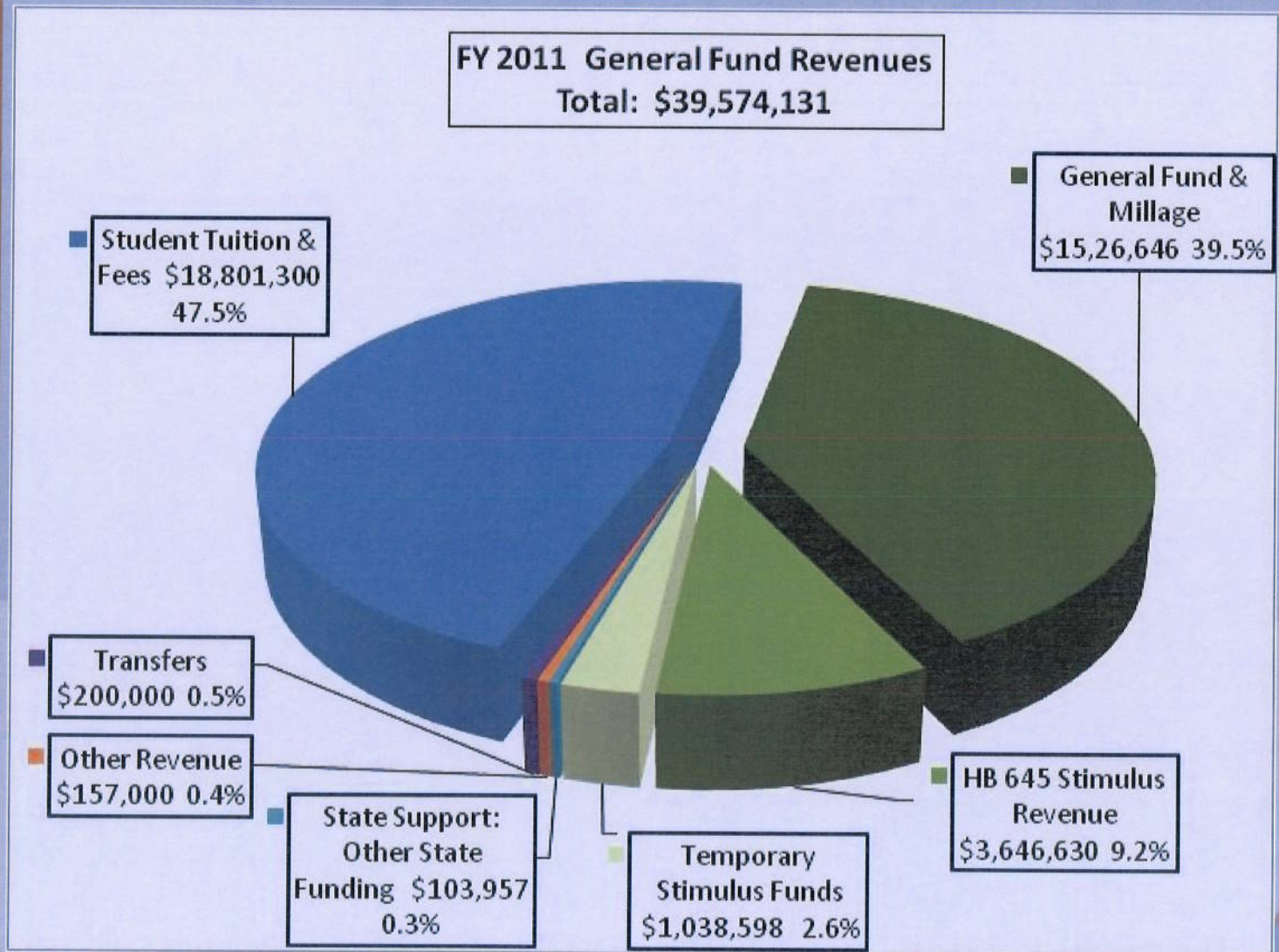
### FY 2011 General Fund Revenue


Student Tuition & Fees	\$	18,801,300
State Support: General Fund & Millage	\$	15,626,646
State Support: HB 645 Stimulus Revenue	\$	3,646,630
State Support: Temporary Stimulus Funds	\$	1,038,598
State Support: Other State Funding	\$	103,957
Other Revenue	\$	157,000
Transfers	\$	200,000
<b>Total</b>	<b>\$</b>	<b>39,574,131</b>

## FY 2011 General Operating Fund Revenues



# FY 2011 General Operating Fund Revenues with Stimulus Funding Identified





***A closer look:  
Current Unrestricted  
Fund  
Expenditures***



## Current Unrestricted Program Descriptions

### ➤ **Program 01 - Instruction** – Indexes 611XXX

General academic activities: Faculty salaries, Instructional materials and equipment, department support and supplies

### ➤ **Program 02 - Research** – Indexes 612XXX

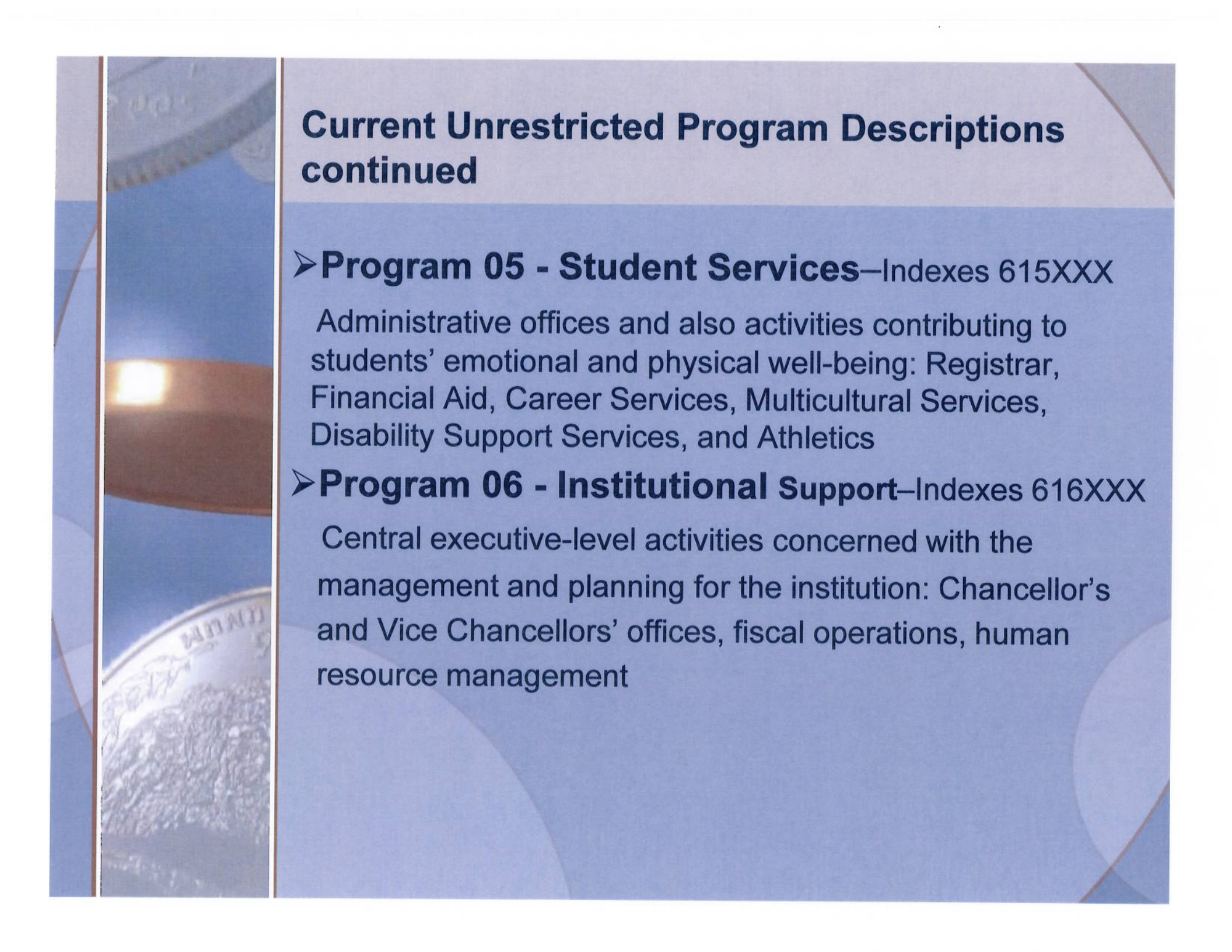
Organized faculty research (Race Grants)

### ➤ **Program 03 - Public Service** – Indexes 613XXX

Community services: KEMC, Montana Center on Disabilities

### ➤ **Program 04 - Academic Support** – Indexes

614XXX Support services for the institution's primary missions of instruction, research, and public service: Academic deans, library, advising center



## Current Unrestricted Program Descriptions continued

### ➤ **Program 05 - Student Services**—Indexes 615XXX

Administrative offices and also activities contributing to students' emotional and physical well-being: Registrar, Financial Aid, Career Services, Multicultural Services, Disability Support Services, and Athletics

### ➤ **Program 06 - Institutional Support**—Indexes 616XXX

Central executive-level activities concerned with the management and planning for the institution: Chancellor's and Vice Chancellors' offices, fiscal operations, human resource management

## **Current Unrestricted Program Descriptions continued**

### **➤ Program 07 – Operation and Maintenance of Plant - Indexes 617XXX**

All expenditures of general operating funds used to provide services and maintenance related to grounds and facilities: Custodial and grounds operations, utilities, Insurance, safety and security

### **➤ Program 08 – Fee Waivers and Scholarships Indexes 618XXX**

Mandatory and discretionary tuition waivers as approved by the Board of Regents and  
Scholarships

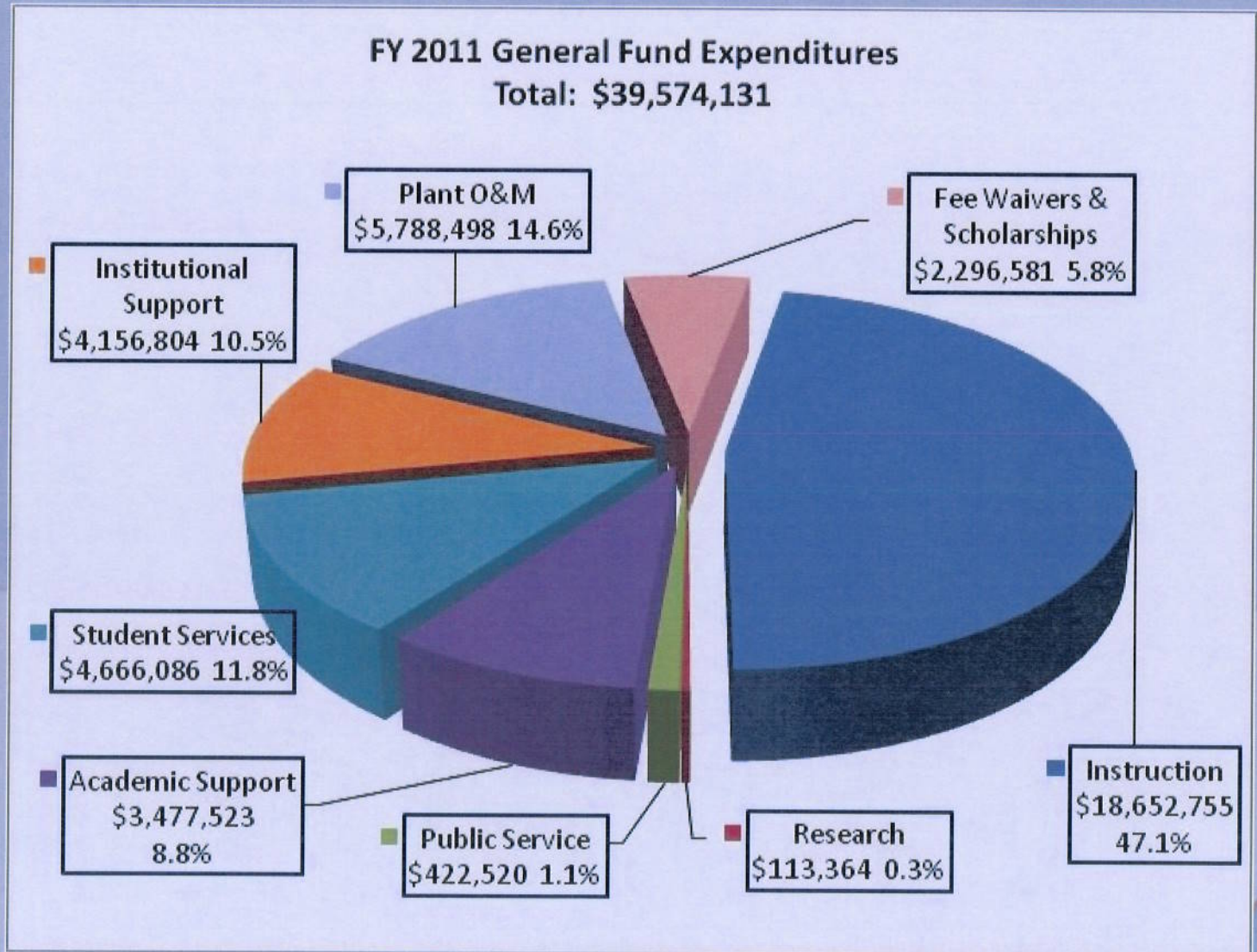
# Fiscal Year 2011

## Current Unrestricted Budgeted Expenditures

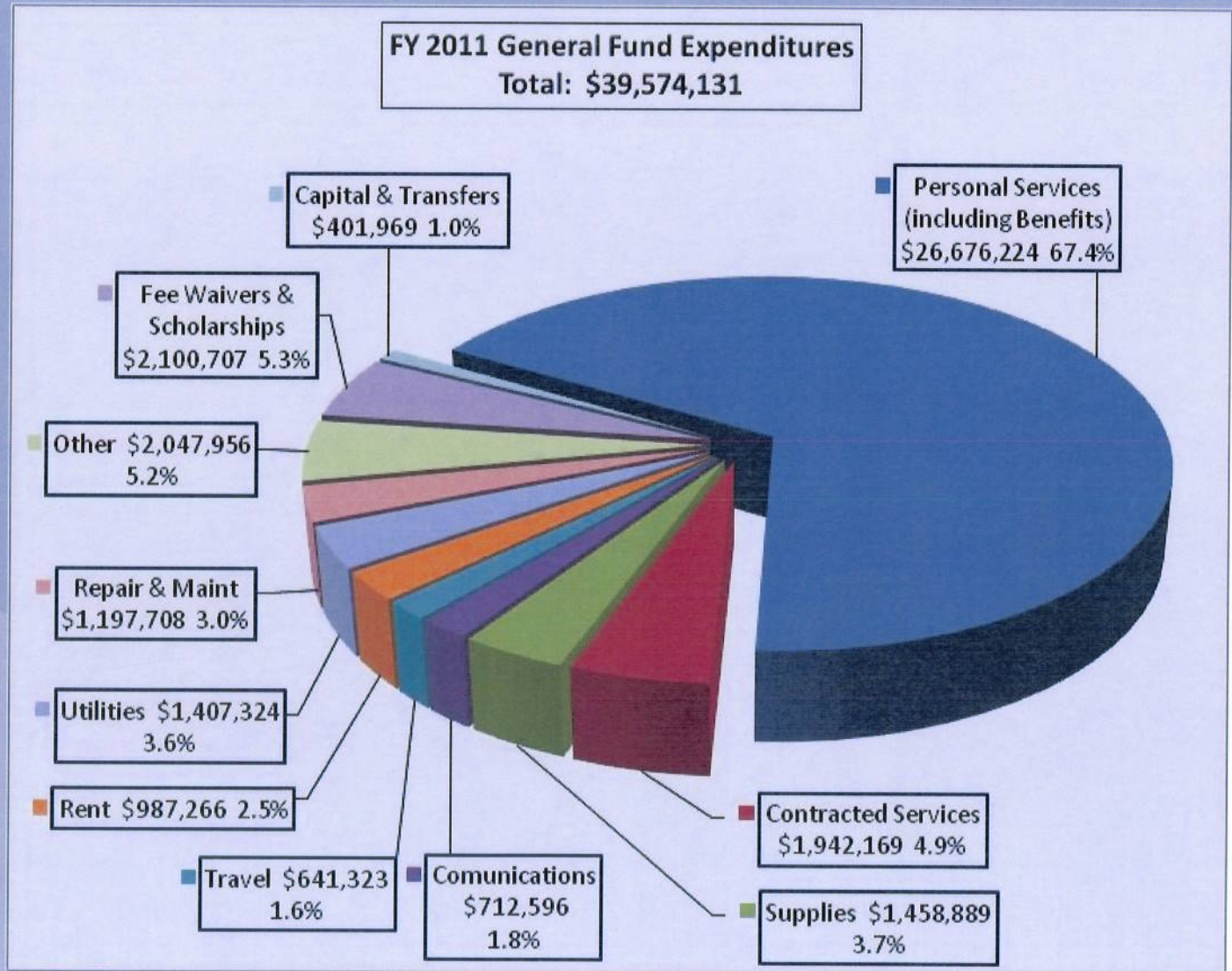
### FY 2011 General Fund Expenditures by Program

Instruction	\$	18,652,755	47.1%
Research	\$	113,364	0.3%
Public Service	\$	422,520	1.1%
Academic Support	\$	3,477,523	8.8%
Student Services	\$	4,666,086	11.8%
Institutional Support	\$	4,156,804	10.5%
Plant O&M	\$	5,788,498	14.6%
Fee Waivers & Scholarships	\$	2,296,581	5.8%
<hr/>			
Total	\$	39,574,131	100.0%

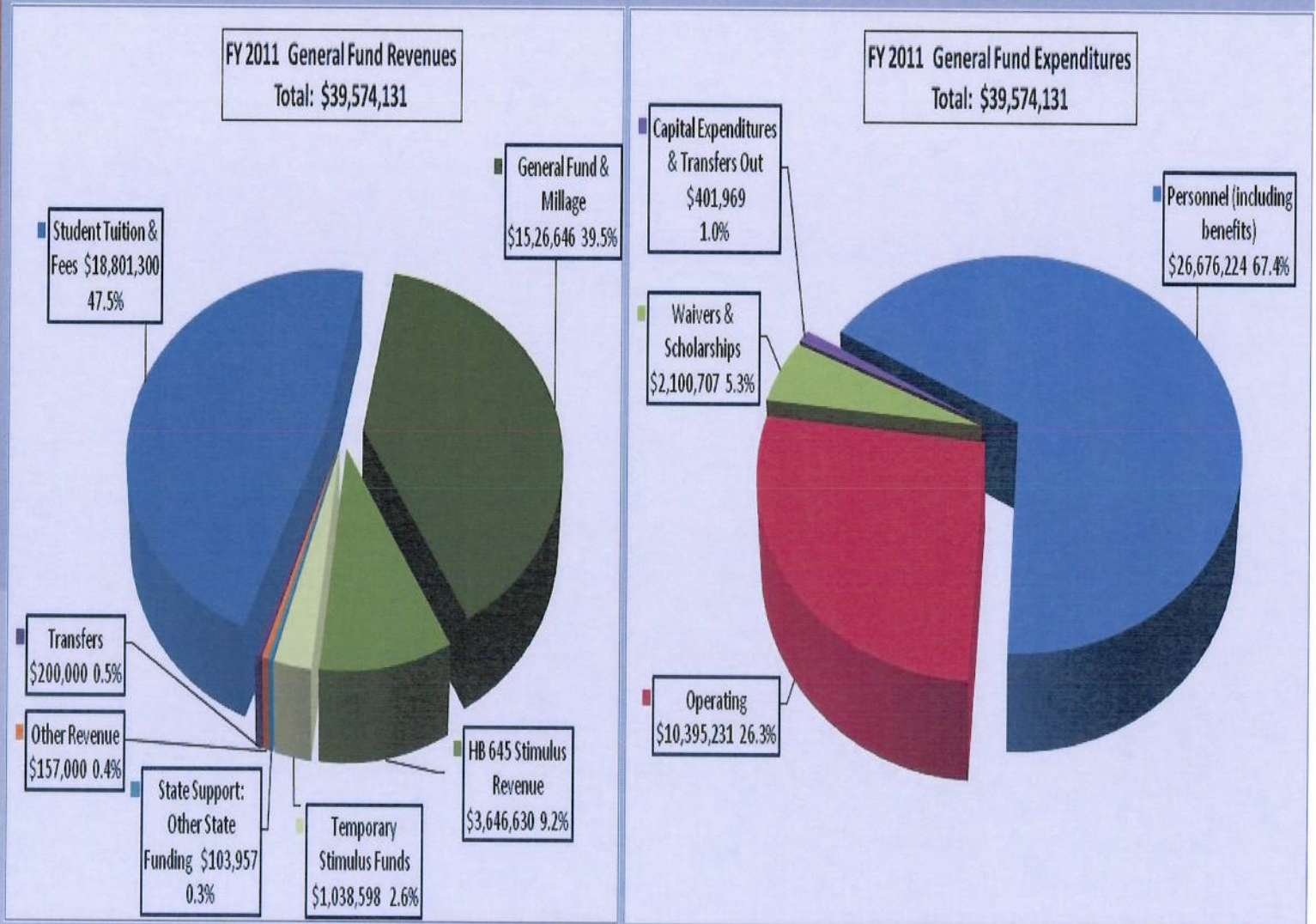
# Fiscal Year 2011 General Fund Expenditures



# FY2011 General Fund Expenditures by Account Classification



# MSU-BILLINGS FY 2011 General Operating Budget Projected Revenue by Source and Budgeted Expenditures by Account Classification



## Reporting Metric - Expenditures by Program

	FY07 Actual	FY08 Actual	FY09 Actual	FY10 Actual	FY11 Budgeted
<b>Instruction</b>					
\$ Expenditures	\$16,173,308	\$17,388,744	\$17,834,459	\$18,825,382	\$18,652,755
Percent of Total	47.2%	47.6%	47.4%	47.8%	47.1%
<b>Research</b>					
\$ Expenditures	\$166,622	\$104,817	\$147,094	\$158,666	\$113,364
Percent of Total	0.5%	0.3%	0.4%	0.4%	0.3%
<b>Public Service</b>					
\$ Expenditures	\$351,887	\$472,612	\$423,572	\$431,558	\$422,520
Percent of Total	1.0%	1.3%	1.1%	1.1%	1.1%
<b>Academic Support</b>					
\$ Expenditures	\$3,399,924	\$3,793,240	\$3,654,807	\$3,501,994	\$3,477,523
Percent of Total	9.9%	10.4%	9.7%	8.9%	8.8%
<b>Student Services</b>					
\$ Expenditures	\$3,497,889	\$3,882,001	\$4,122,507	\$4,609,127	\$4,666,086
Percent of Total	10.2%	10.6%	11.0%	11.7%	11.8%
<b>Institutional Support</b>					
\$ Expenditures	\$3,517,535	\$3,578,901	\$3,809,272	\$3,742,688	\$4,156,804
Percent of Total	10.3%	9.8%	10.1%	9.5%	10.5%
<b>Plant O &amp; M</b>					
\$ Expenditures	\$5,331,192	\$5,413,132	\$5,774,197	\$6,054,503	\$5,788,498
Percent of Total	15.5%	14.8%	15.3%	15.4%	14.6%
<b>Scholarship and Fellowships</b>					
\$ Expenditures	\$1,852,908	\$1,863,459	\$1,854,687	\$2,028,930	\$2,296,581
Percent of Total	5.4%	5.1%	4.9%	5.2%	5.8%
<b>Other</b>					
\$ Expenditures	\$0	\$0	\$0	\$0	\$0
Percent of Total	0.0%	0.0%	0.0%	0.0%	0.0%
<b>Total</b>					
\$ Expenditures	\$34,291,265	\$36,496,906	\$37,620,595	\$39,352,848	\$39,574,131
Percent of Total	100.0%	100.0%	100.0%	100.0%	100.0%

**NOTE: Does not include Equipment, Work Force Development One-Time Only Appropriations or HB13 \$450 OTO**



***\$ 1.00 in General Fund Revenue comes from:***

***\$ .47 Tuition & Fees***

***\$ .52 State Appropriation***

***.40 General Fund & Millage***

***.09 HB 645 Stimulus Revenue***

***.03 Temporary Stimulus Funding***

***\$ .01 Other Revenue***



## ***How do we spend our General Fund Budget?***

### ***\$ 1.00 in General Fund Expenditures:***


- \$ .68      Personal Services (including benefits)***
- \$ .26      Operating***
- \$ .05      Scholarships & Waivers***
- \$ .01      Capital Expenditures & Transfers***



***\$ 1.00 in General Fund Expenditures  
by Program:***

<b><i>\$ .47</i></b>	<b><i>Instruction</i></b>
<b><i>\$ .15</i></b>	<b><i>Plant</i></b>
<b><i>\$ .12</i></b>	<b><i>Student Services</i></b>
<b><i>\$ .10</i></b>	<b><i>Institutional Support</i></b>
<b><i>\$ .09</i></b>	<b><i>Academic Support</i></b>
<b><i>\$ .06</i></b>	<b><i>Scholarships &amp; Waivers</i></b>
<b><i>\$ .01</i></b>	<b><i>Public Service</i></b>
<b><i>\$ .00 *</i></b>	<b><i>Research</i></b>

*\*Less than one cent*



***A closer look:  
Enrollment***

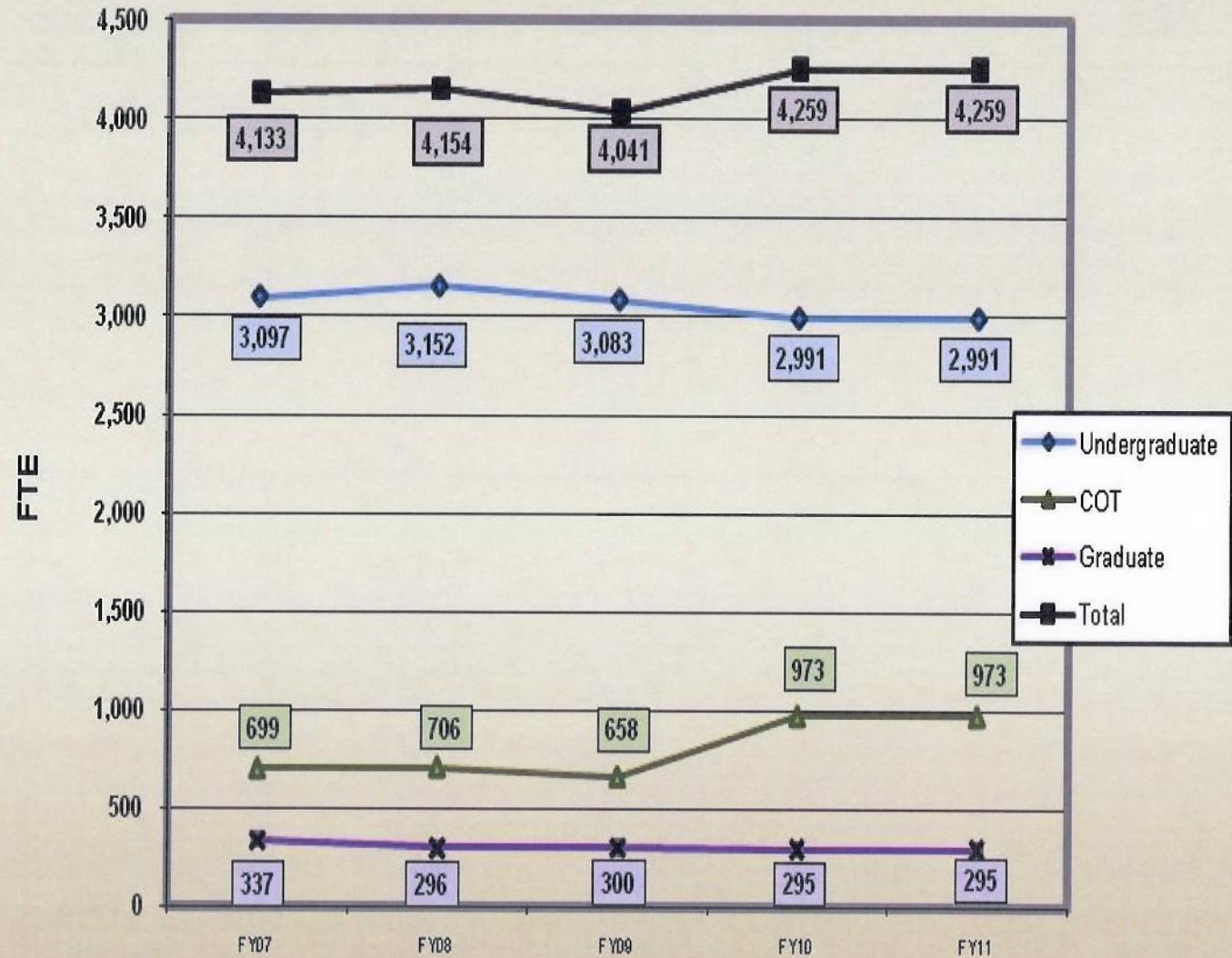
# Enrollment

## Reporting Metric - Enrollment

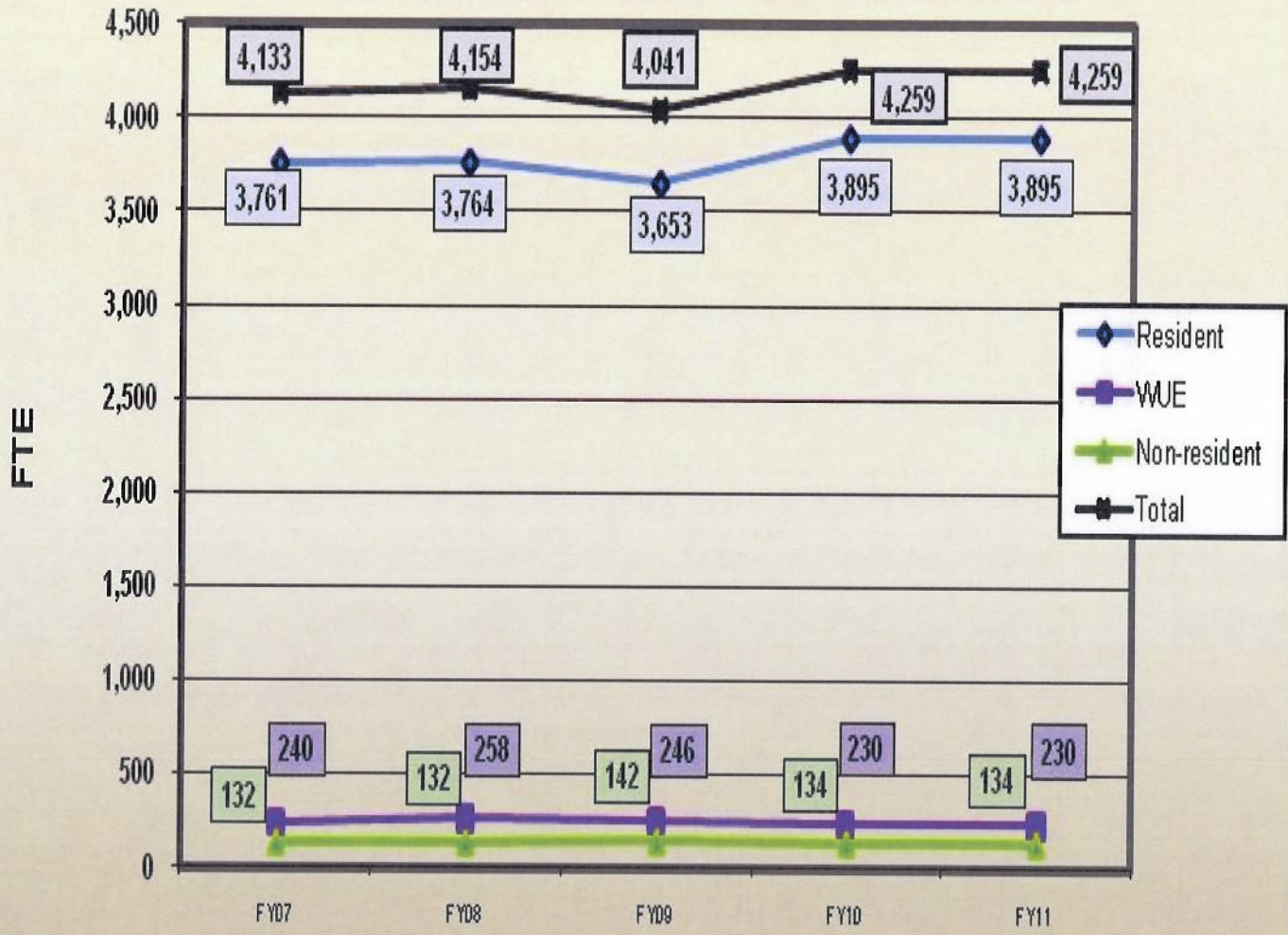
	FY07 Actual	FY08 Actual	FY09 Actual	FY10 Actual	FY11 Budgeted
Resident	3,761	3,764	3,653	3,895	3,895
WUE	240	258	246	230	230
Non-resident	132	132	142	134	134
<b>Total</b>	<b>4,133</b>	<b>4,154</b>	<b>4,041</b>	<b>4,259</b>	<b>4,259</b>
Undergraduate	3,097	3,152	3,083	2,991	2,991
COT	699	706	658	973	973
Graduate	337	296	300	295	295
<b>Total</b>	<b>4,133</b>	<b>4,154</b>	<b>4,041</b>	<b>4,259</b>	<b>4,259</b>


Annualized FTE = (Summer FTE + Fall FTE + Spring FTE) divided by 2

### Montana State University - Billings Enrollment by Student Level, FY 2007 - FY 2011



### Montana State University - Billings Enrollment by Residency, FY 2007- FY 2011





## **Enrollment & Budget Planning FY2012, FY2013**

**Where will we be in FY 2012 & 2013 – the next biennium? Many Variables:**

- Student Enrollment
- Loss of Stimulus funding in the base
- Loss of Revenue for State of Montana
- Legislative Actions
- Change in base funding for reallocation within Montana University System
- Economy
- Other?

## **In Conclusion.....**

**University mission and strategic goals**

**+**

**Available funding**

**=**

**The difficult task**

**of assigning finite resources**

**to infinite possibilities**

# MSU Billings Budget Office Web Page

<http://www.msubillings.edu/budgetoffice/>